


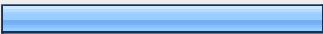




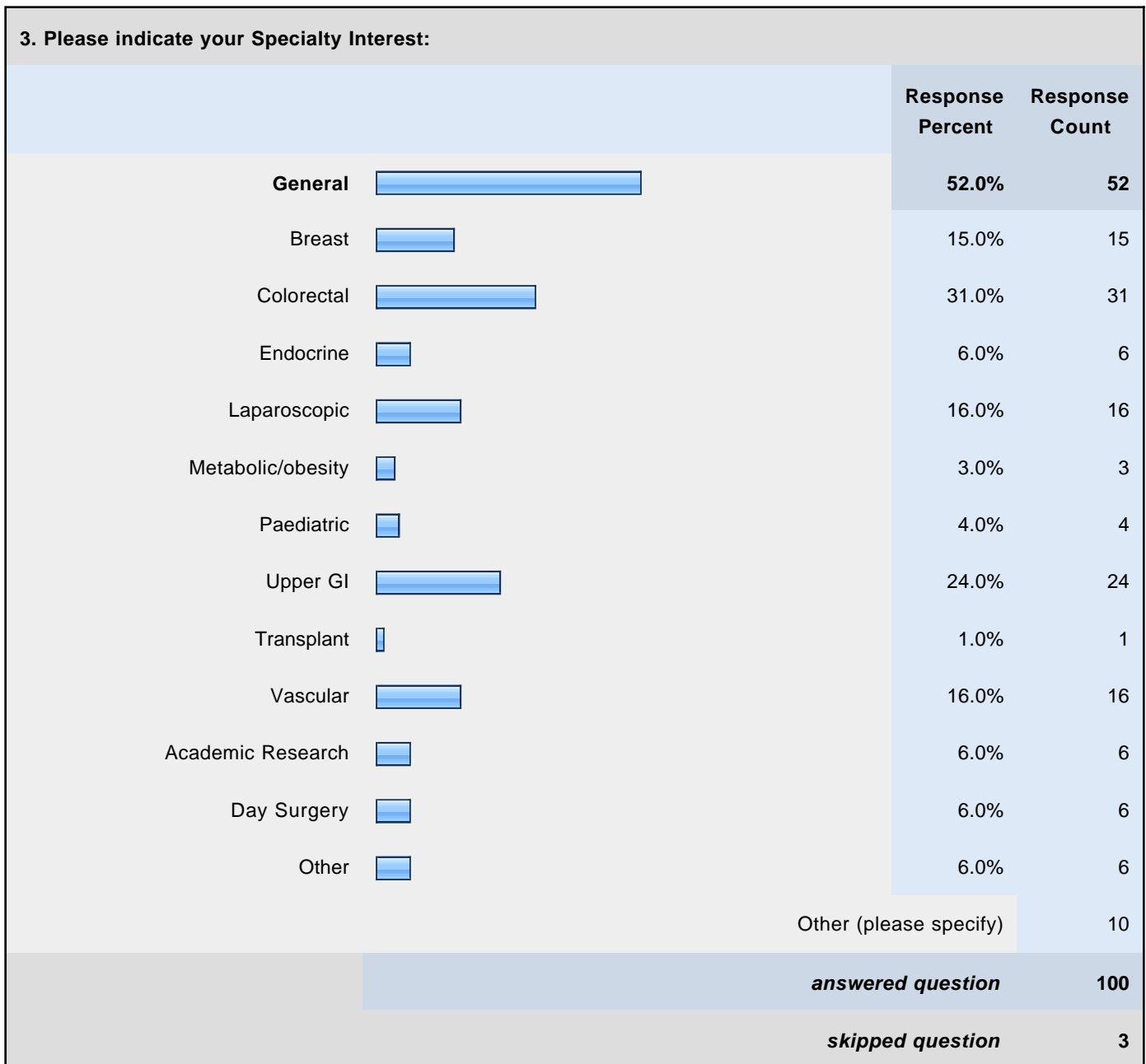


# 2010 ASGBI International Surgical Congress Feedback Questionnaire








1. Are you based:			
		Response Percent	Response Count
in Great Britain and Ireland		95.1%	98
Overseas		4.9%	5
<b>answered question</b>			<b>103</b>
<b>skipped question</b>			<b>0</b>

2. Status:			
		Response Percent	Response Count
Consultant		41.0%	41
Non-Consultant Career Grade		0.0%	0
<b>Trainee</b>		<b>52.0%</b>	<b>52</b>
Medical Student		1.0%	1
Surgical Care Practitioner		0.0%	0
Nurse		0.0%	0
Paramedic		1.0%	1
Retired		2.0%	2
Other		3.0%	3
<b>answered question</b>			<b>100</b>
<b>skipped question</b>			<b>3</b>



**4. Did you or your team present an oral paper, e-poster or poster at the Congress?**

	Yes	No	Response Count
Oral Paper	39.8% (33)	60.2% (50)	83
E-Poster	17.9% (12)	82.1% (55)	67
Poster	46.0% (40)	54.0% (47)	87
<b>answered question</b>			<b>99</b>
<b>skipped question</b>			<b>4</b>

5. How did you hear about the 2010 International Surgical Congress?			Response Percent	Response Count
ASGBI Publication			43.4%	43
ASGBI Electronic Mailing			35.4%	35
Advertisement through other Specialty Association/College			8.1%	8
Advert in the British Journal of Surgery			10.1%	10
Internet Search Engine			5.1%	5
Word of Mouth			35.4%	35
Other			8.1%	8
		Other (please specify)		9
<b>answered question</b>				<b>99</b>
<b>skipped question</b>				<b>4</b>

6. Please rate the educational impact of the scientific programme by checking the appropriate box:						
	Strongly disagree	Disagree	Indifferent	Agree	Strongly agree	Response Count
The meeting was relevant to my educational needs.	1.0% (1)	2.1% (2)	9.4% (9)	<b>65.6% (63)</b>	21.9% (21)	96
I learnt a great deal from this event.	1.0% (1)	4.2% (4)	24.0% (23)	<b>54.2% (52)</b>	16.7% (16)	96
The programme was well structured.	3.1% (3)	5.2% (5)	11.5% (11)	<b>60.4% (58)</b>	19.8% (19)	96
There was sufficient time available for discussion.	0.0% (0)	11.5% (11)	12.5% (12)	<b>66.7% (64)</b>	9.4% (9)	96
The meeting avoided all undue commercial bias.	2.1% (2)	6.3% (6)	25.0% (24)	<b>54.2% (52)</b>	12.5% (12)	96
The meeting will change my clinical practice.	1.0% (1)	9.4% (9)	<b>42.7% (41)</b>	40.6% (39)	6.3% (6)	96
<b>answered question</b>						<b>96</b>
<b>skipped question</b>						<b>7</b>



**7. If you attended one of the taught courses or workshops at the Congress please rate the course as appropriate:**

	Very poor	Poor	Satisfactory	Good	Very Good	Response Count
Appraisal and Revalidation Update Masterclass	0.0% (0)	0.0% (0)	14.3% (1)	<b>57.1% (4)</b>	28.6% (2)	7
Bariatric Surgery - what does the future look like?	0.0% (0)	0.0% (0)	<b>33.3% (2)</b>	<b>33.3% (2)</b>	<b>33.3% (2)</b>	6
Surgical PROMS Masterclass	0.0% (0)	0.0% (0)	25.0% (1)	<b>50.0% (2)</b>	25.0% (1)	4
Surgical Clinical Audit Masterclass	0.0% (0)	0.0% (0)	0.0% (0)	<b>50.0% (1)</b>	<b>50.0% (1)</b>	2
British Journal of Surgery - How to Write a Clinical Paper	0.0% (0)	11.1% (1)	22.2% (2)	22.2% (2)	<b>44.4% (4)</b>	9
Advanced PowerPoint	0.0% (0)	0.0% (0)	<b>66.7% (2)</b>	0.0% (0)	33.3% (1)	3
<i>answered question</i>						<b>18</b>
<i>skipped question</i>						<b>85</b>







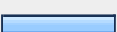
**8. Did you attend the Meet the Clinical Experts Session?**

	Response Percent	Response Count
Yes 	24.2%	23
No 	<b>75.8%</b>	<b>72</b>
If yes, please provide any additional feedback or comments		13
<i>answered question</i>		<b>95</b>
<i>skipped question</i>		<b>8</b>

**9. Did you attend the Association's Annual Gala Dinner on Thursday 15th April 2010?**

	Response Percent	Response Count
Yes 	21.1%	20
No 	<b>78.9%</b>	<b>75</b>
<i>answered question</i>		<b>95</b>
<i>skipped question</i>		<b>8</b>



10. If yes, please rate the following aspects of the Gala Dinner:							
	Very poor	Poor	Satisfactory	Good	Very good	n/a	Response Count
Dress Code: Black Tie (optional)	0.0% (0)	0.0% (0)	6.7% (6)	7.9% (7)	9.0% (8)	<b>76.4% (68)</b>	89
Value for money	2.2% (2)	4.5% (4)	10.1% (9)	5.6% (5)	1.1% (1)	<b>76.4% (68)</b>	89
Event Venue: Sefton Park Palmhouse	1.1% (1)	0.0% (0)	3.4% (3)	15.7% (14)	4.5% (4)	<b>75.3% (67)</b>	89
Event Catering	1.1% (1)	0.0% (0)	6.7% (6)	12.4% (11)	3.4% (3)	<b>76.4% (68)</b>	89
<b>answered question</b>							<b>89</b>
<b>skipped question</b>							<b>14</b>




11. If no, which of the following affected your decision not to attend the Gala Dinner?			
		Response Percent	Response Count
Format of dinner		5.6%	5
Demographic of attendees		20.2%	18
<b>Cost</b>		<b>32.6%</b>	<b>29</b>
Venue		3.4%	3
Unavailable		25.8%	23
n/a		23.6%	21
Not interested		18.0%	16
<b>answered question</b>			<b>89</b>
<b>skipped question</b>			<b>14</b>



12. Please list any comments or suggestions for future Gala Dinners	
	Response Count
	16
<b>answered question</b>	<b>16</b>
<b>skipped question</b>	<b>87</b>



13. Please list any events you would like to see introduced to the Congress Social Programme		Response Count
		7
	<i>answered question</i>	7
	<i>skipped question</i>	96

14. Please rate the following aspects of the Congress as appropriate:						
	Very poor	Poor	Satisfactory	Good	Very Good	Response Count
Event location: Liverpool	1.1% (1)	3.4% (3)	12.4% (11)	<b>44.9% (40)</b>	38.2% (34)	89
Event venue: BT Convention Centre	0.0% (0)	1.1% (1)	9.0% (8)	31.5% (28)	<b>58.4% (52)</b>	89
Event catering	2.2% (2)	3.4% (3)	37.1% (33)	<b>48.3% (43)</b>	9.0% (8)	89
Online Registration	1.1% (1)	0.0% (0)	20.2% (18)	<b>50.6% (45)</b>	28.1% (25)	89
Delegate registration on-site	1.1% (1)	1.1% (1)	22.5% (20)	<b>47.2% (42)</b>	28.1% (25)	89
Industry Exhibition	0.0% (0)	2.2% (2)	29.2% (26)	<b>57.3% (51)</b>	11.2% (10)	89
				<i>answered question</i>		89
				<i>skipped question</i>		14


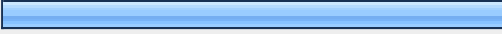
15. Did you read a copy of the conference newspaper, ASGBI Congress News?			Response Percent	Response Count
Yes			72.7%	64
No			27.3%	24
		<i>answered question</i>		88
		<i>skipped question</i>		15

16. Did you think the conference newspaper was a valuable addition to the meeting?			Response Percent	Response Count
Yes			33.0%	29
No			20.5%	18
Indifferent			46.6%	41
<i>answered question</i>				<b>88</b>
<i>skipped question</i>				<b>15</b>




17. Did you use the Internet cafe at Stand 32 in the exhibition hall?			Response Percent	Response Count
Yes			15.9%	14
No			84.1%	74
If Yes, please provide any additional comments or feedback				7
<i>answered question</i>				<b>88</b>
<i>skipped question</i>				<b>15</b>

18. Did you watch ASGBI Television in your hotel room?			Response Percent	Response Count
Yes			4.5%	4
No			95.5%	84
<i>answered question</i>				<b>88</b>
<i>skipped question</i>				<b>15</b>

**19. If yes, did you think ASGBI TV was a valuable addition to the Congress?**

	Response Percent	Response Count
Yes 	18.2%	6
No 	81.8%	27
Please provide any further feedback or comments.		2
<i>answered question</i>		<b>33</b>
<i>skipped question</i>		<b>70</b>

**20. Lord David Owen and Lord Nigel Crisp held book signings for their respective books at the 2010 Congress. Did you think this was a valuable addition to the Congress?**

	Response Percent	Response Count
Yes 	36.8%	32
No 	21.8%	19
Indifferent 	41.4%	36
Please provide any further feedback and comments.		5
<i>answered question</i>		<b>87</b>
<i>skipped question</i>		<b>16</b>

**21. Was there anything you hoped to gain from this Congress that was not realised?**


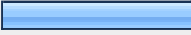





	Response Count
	19
<i>answered question</i>	<b>19</b>
<i>skipped question</i>	<b>84</b>



22. Please provide any additional comments or feedback on the 2010 International Surgical Congress and any suggestions for future meetings.

	Response Count
	22
<i>answered question</i>	<b>22</b>
<i>skipped question</i>	<b>81</b>

23. To help us plan future meetings, please indicate your preferred conference destinations:

	Response Percent	Response Count
Bournemouth 	36.4%	32
Dublin 	30.7%	27
Edinburgh 	51.1%	45
Glasgow 	28.4%	25
Harrogate 	28.4%	25
<b>Liverpool</b> 	<b>55.7%</b>	<b>49</b>
Manchester 	54.5%	48
Other, please list.		18
<i>answered question</i>		<b>88</b>
<i>skipped question</i>		<b>15</b>

24. Please provide any additional comments or feedback on the conference destinations.

	Response Count
	8
<i>answered question</i>	<b>8</b>
<i>skipped question</i>	<b>95</b>